






<b>Number</b> BAW 18-070/02/A  <b>Replaces:</b> BAW 17-070/01/A	 	<b>Category</b> Thermal insulation system for external walls
<b>Date</b> 2018-03-29	<b>BDA Agrément® BAW 18-070/02/A</b>	<b>Phase</b> Assessment
<b>Project number</b> 17-C-0205/2 / 2324		<b>Subject</b> Blown-in cavity wall insulation system
<b>Validity</b> www.kiwa.co.uk/bda		<b>Remark:</b> in the text of this document reference is made to some of the sources in section 2 by adding the relevant reference number in superscript
<b>System</b>	<b>superbead</b>	
<b>Agrément holder</b>	Energystore Ltd. 21 - 23 Shore Road HOLYWOOD BT18 9HX, UK  T: +44 (0) 2890 301500 E: info@energystoreltd.com W: http://energystoreltd.com	
<b>Description</b>	EPS bead material to be used as a blown-in thermal insulation within the cavity of masonry cavity walls or between the studs of timber framed walls. An air drying adhesive can be used as a bonding agent, simultaneously blown-in with the EPS beads to provide long term stability to the insulant. The nominal density for the beads after installation is 12 kg·m <sup>-3</sup> and local areas within the wall when sampled over an area of 0.5 m <sup>2</sup> may have nominal density variations of ± 2.0 kg·m <sup>-3</sup> .	
<b>Scope (use)</b>	Blown-in Cavity Wall Insulation (CWI), hereinafter the System, for use in new (see section 7.3) and existing (see section 7.2, in cavities at least 40 mm wide) residential and non-residential buildings. The System may be used for buildings over 12 m in height where a height restriction waiver has been issued by the Agrément holder.	
<b>Objective</b>	This document provides independent information to specifiers, building control personnel, contractors, installers and other construction industry professionals considering the fitness for the intended use of the System.	
<b>Summary of Agrément</b>	This Agrément covers the following: <ul style="list-style-type: none"> <li>• Conditions of use;</li> <li>• Sources, including codes of practice, test and calculation reports;</li> <li>• Independently assessed system characteristics and other system information;</li> <li>• Factory Production Control and annual verification procedure;</li> <li>• Points of attention for the specifier and typical drill patterns;</li> <li>• Installation procedure;</li> <li>• Compliance with Building Regulations and non-Regulatory Standards.</li> </ul>	
<b>Major points of assessment</b>	<p><b>Adequacy of fill (section 3)</b> Partially filled cavity walls, party walls with a cavity, timber framed walls and difficult to fill areas of a cavity wall (e.g. the area located over a conservatory) can be filled sufficiently with the System.</p> <p><b>Moisture and condensation (sections 3 and 7.6)</b> The System can be used in situations where a damp proof course (DPC) bridges the cavity in new and existing buildings. A condensation risk analysis can adequately limit the risk of interstitial and surface condensation in external walls.</p> <p><b>Thermal performance aspects (section 7.5)</b> The System can enable external walls to meet the design U-values specified in the documents supporting the national Building Regulations.</p> <p><b>Fire performance (section 3)</b> The reaction to fire of the beads and the resistance to fire of a timber framed wall are tested. The regulatory provisions as specified in the national Building Regulations can be met.</p> <p><b>Durability (section 7.9)</b> The EPS beads are stable, rot-proof and durable and will remain so for the life of the building in which it is installed.</p>	
<b>Statement</b>	The opinion of the Kiwa BDA Expert Centre Building Envelope (ECBE) is that the System is fit for the intended use, provided it is specified, installed and used in accordance with this Agrément.  Professor Nico Hendriks, MSc  ECBE Chairman	
	Authorisation: Chris van der Meijden, MSc  Kiwa BDA Technical Director	
<b>Version</b> 01	<b>Kiwa BDA Expert Centre Building Envelope (ECBE)</b> <b>Kiwa BDA</b> Avelingen West 33 P.O. Box 389 4200 AJ Gorinchem, The Netherlands +31 (0)183 66 96 90	<b>Kiwa Ltd.</b> Unit 5 Prime Park Way Prime Enterprise Park Derby, DE1 3QB, United Kingdom +44 (0)7718 57 05 64  Page 1 of 10 pages
<b>Copyright © 2018 Kiwa BDA www.kiwa.co.uk/bda</b>		

<p><b>1 Conditions of use</b></p>	<p><b>1 Application</b> The assessment of the System relates to the use of the System in new buildings with timber framed walls and in new and existing buildings with correctly installed masonry external walls, which have been designed and constructed in accordance with this Agrément and with the Agrément holder's requirements. Masonry is understood to mean clay and calcium silicate bricks, concrete blocks, natural stone and similar stone-like materials.</p> <p><b>2 Assessment</b> Kiwa BDA Expert Centre Building Envelope (ECBE) has assessed the thermal performance, design and installation of the System according to BS EN ISO 6946<sup>2</sup>, BR443<sup>3</sup>, BS 5250<sup>5</sup>, BS 8102<sup>6</sup>, BS 8215<sup>7</sup>, BS EN 1996-1-1<sup>8</sup>, UK NA to BS EN 1996-1-1<sup>9</sup> in combination with the provided information and Technical Assessment and site visits. Factory Production Control has been assessed by Kiwa N.V., Technical Assessment Body, represented in the UK by Kiwa Ltd.<sup>17</sup>.</p> <p><b>3 Installation</b> The quality of installation and workmanship has to be controlled by a competent person under the Kiwa Installer Assessment and Surveillance Scheme. Such a person shall be either a qualified employee of the Agrément holder or an employee of the installing contractor, qualified by the Agrément holder. The EPS beads shall be installed strictly in accordance with the requirements of the Agrément holder and the requirements of this Agrément.</p> <p><b>4 Geographical scope</b> The validity of this document is limited to England, Wales, Scotland, Northern Ireland and Ireland, with due regard to section 10 of this Agrément (Building Regulations).</p> <p><b>5 Validity</b> The purpose of this BDA Agrément<sup>®</sup> is to provide for well-founded confidence to apply the System in the described applications and according to approved specifications. According to the BDA Guideline<sup>1</sup> the validity of this Agrément is therefore three years after the official date of issue, published on <a href="http://www.kiwa.co.uk/bda">www.kiwa.co.uk/bda</a>. After this the validity can be extended every three years after positive review. This Agrément is not valid in those cases where ECBE identifies that the design and materials do not comply with article 7.1.</p>
<p><b>2 Sources</b></p>	<ol style="list-style-type: none"> <li>1 BDA Guideline – BDA Agrément<sup>®</sup>, 30 June 2015</li> <li>2 BS EN ISO 6946:2007 Building components and building elements. Thermal resistance and thermal transmittance. Calculation method</li> <li>3 BR443: Conventions for U-value calculations, 2006 edition, BRE Scotland</li> <li>4 BR262: Thermal insulation: avoiding risks, 2002 edition, BRE Scotland</li> <li>5 BS 5250:2011 + A1:2016 Code of practice for control of condensation in buildings</li> <li>6 BS 8102:1990 Code of practice for protection of buildings against water from the ground</li> <li>7 BS 8215:1991 Code of practice for design and installation of damp proof courses in masonry construction</li> <li>8 BS EN 1996-1-1:2005+A1:2012 Eurocode 6. Design of masonry structures. General rules for reinforced and unreinforced masonry structures</li> <li>9 UK NA to BS EN 1996-1-1:2005+A1:2012</li> <li>10 BS EN 16809-1 (<i>Draft for public comment</i>). Thermal insulation products for buildings. In-situ formed products from loose-fill expanded polystyrene (EPS) beads and bonded expanded polystyrene beads. Part 1. Specification for the bonded and loose filled products before installation</li> <li>11 BS EN 1609:2013 Thermal insulating products for building applications. Determination of short term water absorption by partial immersion</li> <li>12 CIGA Technician's guide to best practice – Flues, chimneys and combustion air ventilators, Version 3.0, issued May 2006</li> <li>13 Energystore, Thermal reconciliation sheet, version 1, April 2017</li> <li>14 Energystore, CWI masonry System Manual, August 2016 – revised January 2018</li> <li>15 Energystore, Timber Frame System Manual, July 2017 – revised January 2018</li> <li>16 Energystore, Assessment form: High Rise Buildings over 12m in height, version 1, March 2017</li> <li>17 Kiwa Ltd. Report Of Inspection Of Factory And Factory Production Control, issued 2017-04-18</li> <li>18 Kiwa BDA Report, Energystore – the adequacy of fill of injected cavity wall insulation, issued 2017-04-20</li> <li>19 Kiwa BDA Report, Energystore – the adequacy of fill of timber framed walls, issued February 2018</li> <li>20 Efectis, Test Report no. 2017-Efectis-R001958: Reaction to fire testing of energystore superbead, issued January 2018</li> <li>21 Efectis, Classification Report no. 2017-Efectis-R001959: Classification of reaction to fire of energystore superbead, issued January 2018</li> <li>22 Efectis, Test Report no. 2018-Efectis-R000061: Determination of the resistance to fire of a load bearing timber stud wall, issued February 2018</li> <li>23 Efectis, Classification Report no. 2018-Efectis-R000242: Classification of the fire resistance of a load bearing timber stud wall, issued March 2018</li> </ol>
<p><b>Version</b> 01</p>	<p style="text-align: center;"><b>Expert Centre Building Envelope</b> Copyright © 2018 Kiwa BDA</p>
<p>Page 2 of 10 pages</p>	

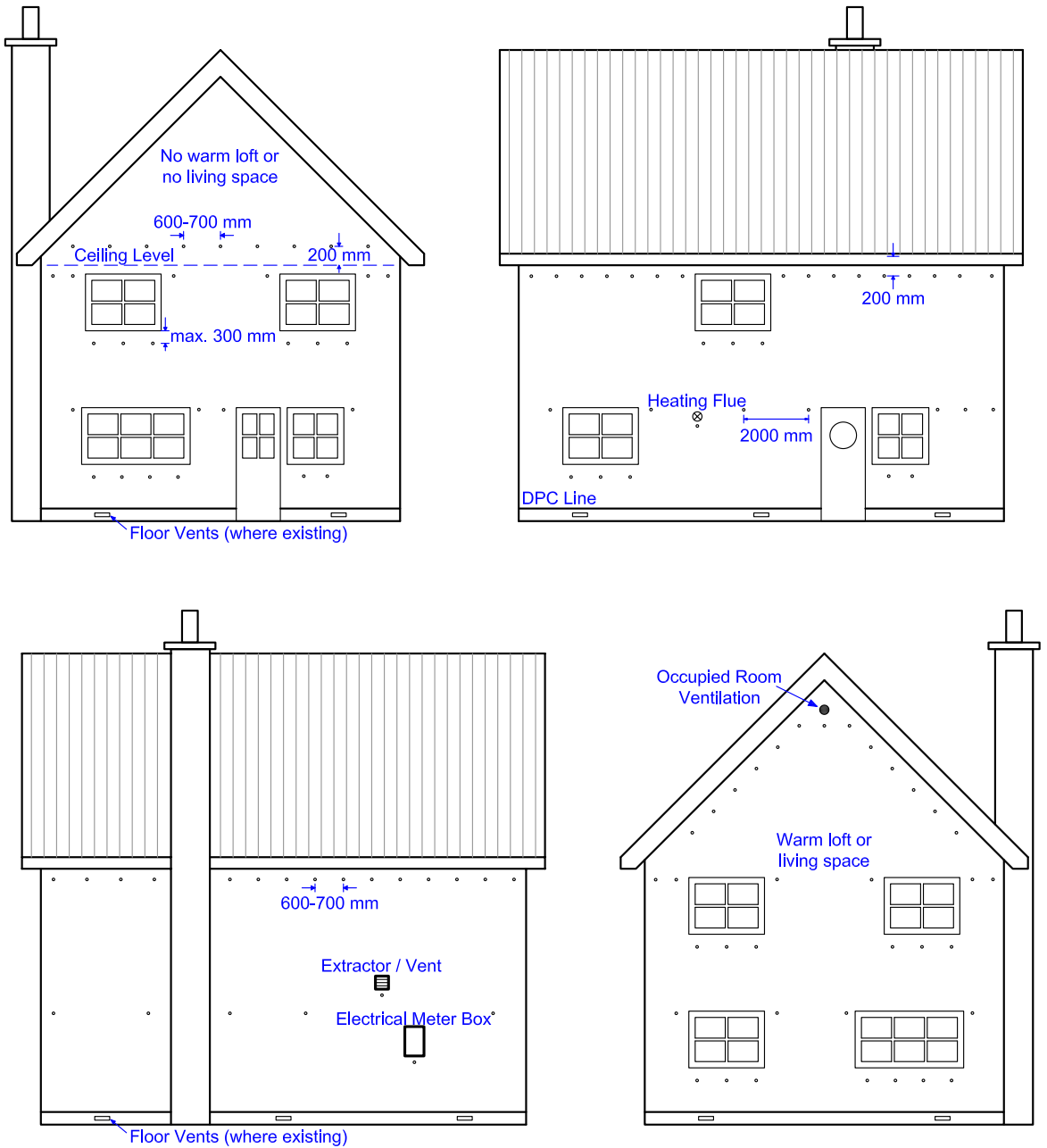
<p><b>2 Sources</b> (continued)</p>	<p>24 Kiwa BDA Testing, Test Report no. 0106-C-17/3: Energystore Superbead (Synthos SR400R) – determination of product characteristics, issued 2017-04-18</p> <p><b>Remark:</b> in the text of this document reference is made to some of these sources by adding the relevant reference number in superscript.</p>	
<p><b>3 Independently assessed system characteristics of components used for critical functions**)</b></p>	<p>**.) The critical functions which apply to this section are fire resistance, weatherproofing and thermal insulation.</p> <p><b>superbead, as installed</b></p> <ul style="list-style-type: none"> <li>• <b>Declared thermal conductivity</b> <math>\lambda_{90/90}</math> (W·m<sup>-1</sup>·K<sup>-1</sup>)<sup>10,13</sup> : 0.033</li> <li>• <b>Water absorption</b><sup>11,24</sup> (kg·m<sup>-2</sup>) : 0.30</li> </ul> <p>This low figure means there is no capillary action: the insulation does not allow water to bridge the cavity from the outer leaf to the inner leaf. Water penetrating the outer leaf will drain down the cavity face of the outer leaf.</p> <ul style="list-style-type: none"> <li>• <b>Adequacy of fill</b> The fill of cavities with the System has been examined during project visits<sup>18</sup> and for timber framed walls at a mock-up too<sup>19</sup>. Important aspects which are assessed: <ul style="list-style-type: none"> <li>- Use of the thermal lance to fill the cavity of a masonry gable wall and the fill of a masonry cavity between two (2) windows was witnessed. This gives confidence party walls can be filled adequately.</li> <li>- The full fill of cavities was witnessed. For timber framed walls with 140 mm deep studs spaced 400 mm or 600 mm apart a noggin, waste pipe and conduit were incorporated.</li> <li>- The filling with the drilling pattern and the recommended distances between drilling holes.</li> </ul> </li> <li>• <b>Reaction to fire, beads, classification</b><sup>20,21</sup> : E</li> <li>• <b>Resistance to fire, timber framed wall, classification</b><sup>22,23</sup> : REI 45</li> </ul> <p><b>Note:</b> the composition of the timber framed wall tested is deemed sensitive information which may be disclosed at the discretion of the Agrément holder.</p>	
<p><b>4 Factory Production Control (FPC)</b></p>	<p>Kiwa N.V., Technical Assessment Body, represented by Kiwa Ltd. has determined that Energystore Ltd., with respect to the System fulfills all provisions concerning the specifications described in this Agrément. Initial FPC audits<sup>17</sup> were undertaken at all production locations. Based on information provided during the audit / site inspection and actions afterwards a positive recommendation is given for FPC certification and a BDA Agrément® for the System.</p>	
<p><b>5 Quality Management System</b></p>	<p>Energystore Ltd. operates an effective and well maintained Quality Management System (QMS) and displays an ISO 9001:2008 certificate as issued by UKAS accredited CB, BMTRADA, Certificate ref: 10804.</p>	
<p><b>6 Continuous surveillance</b></p>	<p>In order to demonstrate that the FPC is in conformity with the requirements of the technical specification described in this Agrément the continuous surveillance, assessment and approval of the FPC will be done in a frequency of not less than once per year by Kiwa Ltd.</p>	
<p><b>7 Points of attention for the specifier</b></p>	<ol style="list-style-type: none"> <li><b>1 Permitted applications</b> <ul style="list-style-type: none"> <li>- only applications designed according to the specifications as given in this Agrément are allowed under this Agrément; in each case the specifier will have to cooperate closely with the Agrément holder. See sections 1.1 and 1.3.</li> </ul> </li> <li><b>2 Existing buildings</b> <ul style="list-style-type: none"> <li>- existing buildings shall be assessed in accordance with section 1.3 of this Agrément; in addition the requirements of the System Manual<sup>14</sup> apply; special attention to the condition of the external leaf regarding repairs and the type of pointing shall be given;</li> <li>- mandatory is use of a borescope and a tape measure or ruler at a number of locations on each wall to be filled to assess the width of the cavity and to ensure a clear void exists; the findings of this survey shall be recorded on the assessment survey sheet;</li> <li>- for masonry cavity walls the System shall be specified to comply with the requirements about resistance to moisture as given in either the relevant national Building Regulations or a BRE publication<sup>4</sup>.</li> </ul> </li> <li><b>3 New buildings</b> <ul style="list-style-type: none"> <li>- for new buildings an inspection shall be performed as described in section 7.2;</li> <li>- suitable masonry walls for use with full-fill cavity insulation are given in table 1 in Chapter 3 (Walls) of a BRE publication<sup>4</sup>; fully filled cavities of walls with fair-faced masonry are not permitted in very severe exposure zones;</li> <li>- in a timber framed wall the ventilated cavity between the sheathing and the cladding shall not be filled; injection of EPS beads shall be performed preferably from the inside; do not fill a service cavity (if present).</li> </ul> </li> </ol>	
<p><b>Version</b> 01</p>	<p style="text-align: center;"><b>Expert Centre Building Envelope</b> Copyright © 2018 Kiwa BDA</p>	<p style="text-align: right;">Page 3 of 10 pages</p>

<p><b>7 Points of attention for the specifier</b> (continued)</p>	<p><b>4 Building physics – general</b></p> <ul style="list-style-type: none"> <li>- the building physical behaviour of walls incorporating CWI shall be verified as suitable by a specialist; the specialist can be either a qualified employee of the specifier or a qualified consultant; the qualified person will check the building physical behaviour of the designed external wall construction and if need be, advise about improvement to achieve the final specification; it is recommended that he would cooperate closely with the Agrément holder.</li> </ul> <p><b>5 Thermal performance aspects</b></p> <ul style="list-style-type: none"> <li>- for the purpose of U-value calculations and to determine if the requirements of the Building (or other statutory) Regulations are met, the thermal resistances of the constructions shall be calculated according to BS EN ISO 6946<sup>2</sup>, BR443<sup>3</sup>, and BS 5250<sup>5</sup> as appropriate;</li> <li>- the Agrément holder can provide a service to provide for U-value calculations and other building physical aspects;</li> <li>- the requirement for limiting the heat loss through the building fabric, including the effect of thermal bridging can be satisfied if the U-values of the building elements do not exceed the maximum values in the relevant Elemental Methods given in the national Building Regulations of England (Approved Document L), Wales (Approved Document L), Scotland (Technical Standards Regulations 9), Northern Ireland (Technical Booklet F) and Ireland (Approved Document L); further information on Building Regulations is given in section 10 of this Agrément.</li> </ul> <p><b>6 Condensation risk</b></p> <ul style="list-style-type: none"> <li>- external walls incorporating EPS beads will adequately limit the risk of interstitial condensation when designed in accordance with BS 5250<sup>5</sup>; a condensation risk analysis shall be completed at design stage.</li> </ul> <p><b>7 Combustion air ventilation requirements</b></p> <ul style="list-style-type: none"> <li>- if a combustion air ventilator is required, one must be fitted before the installer can proceed with the CWI; if necessary seek guidance in CIGA Technician’s guide<sup>12</sup> to best practice;</li> <li>- CWI shall not be installed unless the installer can gain entry to the property, and is able to complete the necessary pre-site inventory and all on-site checks (internal and external). If due to the installation of CWI the combustion air ventilators or flues of fuel-burning appliances would be blocked, there is a risk of someone becoming ill or dying of carbon monoxide poisoning;</li> <li>- to attain a level of competence, technicians must have successfully completed a training course covering all checks and inspections referred to in this guide; training centres shall be equipped to carry out practical smoke and spillage testing.</li> </ul> <p><b>Legal requirements</b></p> <ul style="list-style-type: none"> <li>- the main legal requirements for protection of the public and employees are the general provisions of the Health and Safety at Work Act 1974, and related legislation, including the Management of Health and Safety at Work Regulations 1999.</li> </ul> <p><b>8 Maintenance and consulting service</b></p> <ul style="list-style-type: none"> <li>- once installed strictly in accordance with the requirements of this Agrément and of the Agrément holder, the System components are within the wall structure, therefore do not require maintenance;</li> <li>- the Agrément holder can provide a technical consulting service for calculations and installation advice.</li> </ul> <p><b>9 Durability</b></p> <ul style="list-style-type: none"> <li>- once installed the EPS beads are protected in service from agents liable to cause deterioration and will be effective as insulation for the life of the building in which they are installed.</li> </ul>	
<p><b>Version</b> 01</p>	<p><b>Expert Centre Building Envelope</b> Copyright © 2018 Kiwa BDA</p>	<p>Page 4 of 10 pages</p>

**8 Typical drill patterns**

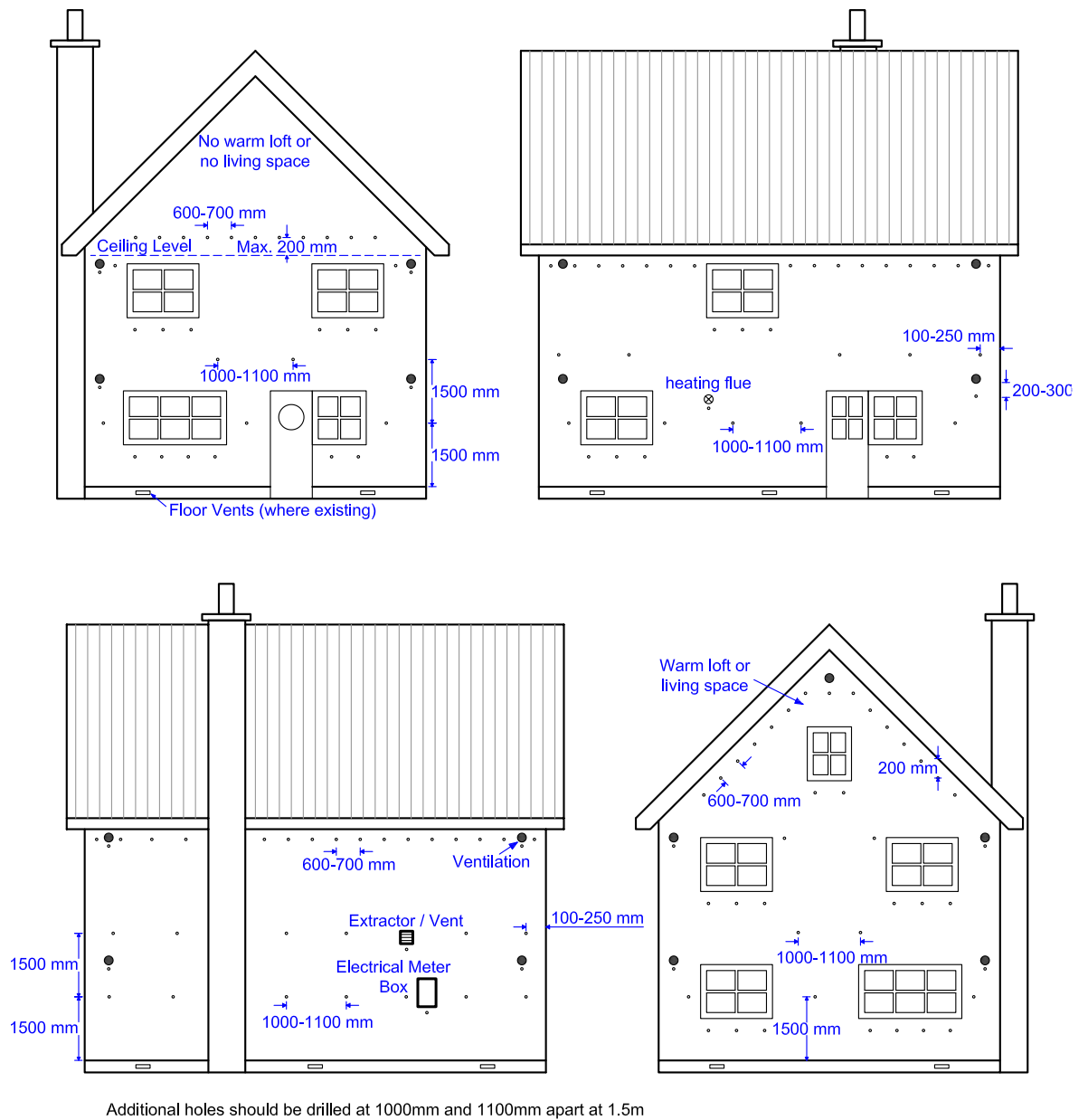
The recommended drilling pattern is given in writing and as diagrams in the System Manuals<sup>14,15</sup> for several situations which can be met in practice. For convenience of the reader the diagrams for masonry cavity walls are given below. Disclosure of the drill pattern for timber framed wall applications is at the discretion of the Agrément holder.

*Diagram 1: Full Fill Drill Pattern for masonry cavity wall constructions*



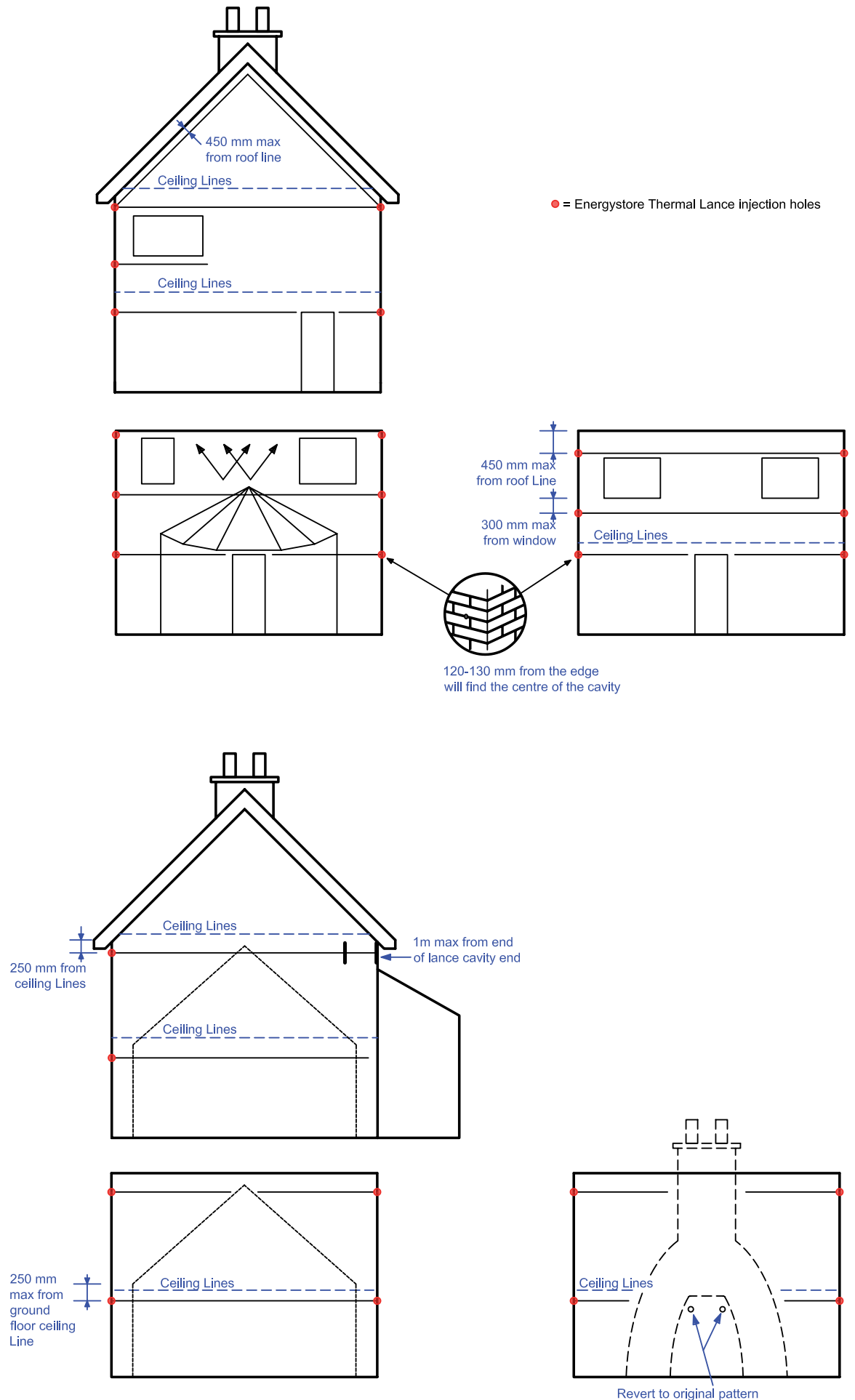
**8 Typical drill patterns (continued)**

*Diagram 2: Partial Fill Drill Pattern for masonry cavity wall constructions*



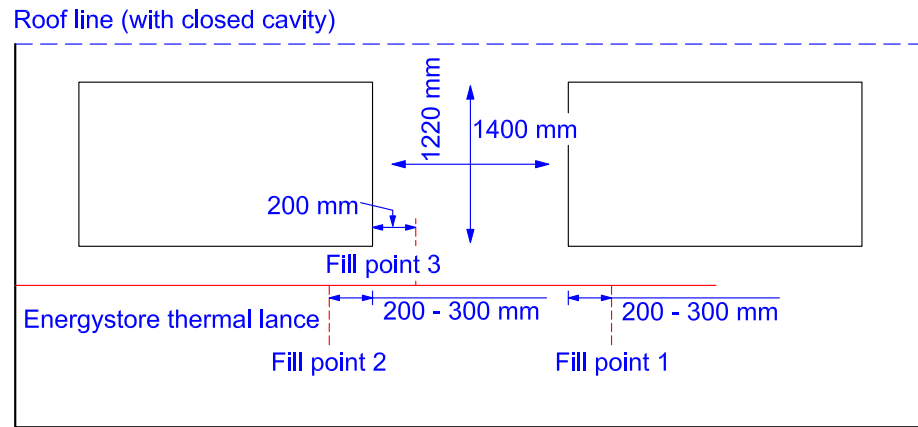
**8 Typical drill patterns (continued)**

*Diagram 3: Thermal lance for masonry cavity wall constructions*



**8 Typical drill patterns**  
(continued)

Diagram 4: Thermal lance between windows in masonry cavity wall constructions



**9 Installation procedure**

**1 General**

- details of the materials of the System are given in section 3 of this Agrément;
- installation of EPS beads and ancillary items shall be in accordance with the Agrément holder's requirements and current good building practice; installations shall be done by operatives trained and approved by the Agrément holder;
- prior to installation a pre-site inventory, on-site checks (internal and external) and awareness of omitted areas are relevant; these topics are described in the System Manuals<sup>14,15</sup>.

**Omitted areas**

In some circumstances, access for drilling injection holes and filling with insulation may be limited by features such as carports, conservatories, cladding or tiling. The practicability of safely accessing and making good these areas, or installing the insulation through the inner leaf, may outweigh the benefits of insulating these areas. Provisions for alternative insulation in those areas can be considered to ensure cold spots in the walls are avoided.

**2 Delivery and site handling<sup>14</sup>**

- the EPS beads are packed in polythene sacks or bulk containers. The packaging is otherwise unprotected. Therefore, care shall be taken during transit and storage to avoid damage. The EPS beads have an indefinite storage life, but should be kept dry;
- the bonding agent (adhesive) is delivered in plastic drums/containers; it is ready to use for at any temperature; there is a 'winter mix' adhesive available which has a flow additive to assist in cold temperatures. However, this is not compulsory in cold weather. The containers should be stored at a temperature between 5 °C and 25 °C, kept frost-free and away from direct sunlight as described in the System Manuals;
- the packaging of EPS beads and adhesive is marked with the Kiwa BDA ECBE logo including the number of this Agrément.

**3 Operation on site<sup>14</sup>**

**3.1 Safety precautions**

- to carry out work at heights above that reached from ground level, access may be by ladder, scaffold, suspended platform or hydraulic platform; hence personal protective equipment (PPE) shall be used e.g. a safety harness and/or ladder support;
- put pipes and cables from the vehicle close together and use appropriate safety signs or ramps;
- if possible plug electrical equipment in using an RCD to prevent shortage to property and, in wet weather, electrical equipment shall always be protected.

**3.2 Internal pre-installation checks**

- there are 5 specific checks. Use a ladder, torch or borescope if necessary;
- all openings and penetrations in external walls regarding flues and ventilators shall be checked to ensure that air supply and exit of combustion gasses is not hampered and those openings and penetrations are correctly sealed, give particular attention to electricity and gas meter boxes; any defects found should be dealt with using the appropriate material; seal/close obsolete openings;
- rising damp will have to be reported and a decision about remedial action has to be made BEFORE any installation can proceed;
- for a party wall formed by timber frames with insulation batts check if the batts are not dislodged or distorted/buckled before insertion of the thermal lance.



<p><b>9 Installation procedure</b> (continued)</p>	<p><b>3.3 External pre-installation checks</b></p> <ul style="list-style-type: none"> <li>- there are 4 specific checks; for masonry cavity walls extra checks for garage roofs and plastic and glass roofs may apply. Use a ladder, torch or borescope if necessary;</li> <li>- the most important check is suitability for installation of CWI. NOT suitable are properties with e.g. replacement wall ties, metal framed walls, excessive damp, excessive external cracks and failing gutters (which must be lined first);</li> <li>- check for essential and non-essential vents, chimneys/flues and combustion air ventilators; for these take note of CIGA Technician's guide<sup>12</sup> to best practice;</li> <li>- check adjoining properties for any problems that may affect the correct installation of the cavity barrier brushes (if required). These must be fitted before any injection of beads.</li> </ul> <p><b>4 Filling procedure</b></p> <ul style="list-style-type: none"> <li>- all necessary preparatory works must be carried out prior to beginning of installation. See section 9.3 of this Agrément and all the (internal and external) checks in the System Manuals<sup>14,15</sup>;</li> <li>- before injection check the bead flow rate and adhesive flow rate. The adhesive flow rate shall match the bead flow rate. These ratios are given in a Table of Flow Rates in the System Manuals<sup>14,15</sup>;</li> <li>- the injection procedure is described in detail in the System Manuals<sup>14,15</sup>. The sequence of filling and the sealing of holes are important for a good result. For timber framed walls drill holes in plasterboard and VCL will be made good leaving a cosmetically suitable finish.</li> </ul>	
<p><b>10 Building Regulations</b></p>	<p><b>1 Requirements: The Building Regulations 2010 and subsequent amendments</b></p> <ul style="list-style-type: none"> <li>- B3(4) Internal fire spread (structure) – the EPS beads do not prejudice the spread of fire in cavity walls. That risk is limited more by following guidance about cavity barriers, protection of openings and fire-stopping as given in Approved Documents B, Fire safety;</li> <li>- C2(a) Resistance to moisture – the EPS beads does not absorb water by capillary action and may therefore be used in situations where it bridges the damp proof course (DPC) of the inner and outer leaf. See section 3 of this Agrément;</li> <li>- C2(b) Resistance to moisture - a wall incorporating this CWI can resist rain penetration and satisfy this Requirement. See section 3 of this Agrément and Approved Document C;</li> <li>- C2(c) Resistance to moisture - the EPS beads can contribute to satisfying this Requirement. See section 7.6 of this Agrément;</li> <li>- L1(a)(i) Conservation of fuel and power - the EPS beads can contribute to meeting this Requirement. See sections 7.4 and 7.5 of this Agrément;</li> <li>- Regulation 7 Materials and workmanship – EPS beads are manufactured from suitably safe and durable materials for their application and can be installed to give a satisfactory performance. See section 9 of this Agrément;</li> <li>- Regulation 26 – CO2 emission rates for new buildings – the EPS beads can contribute to satisfying this Regulation, see sections 7.3, 7.4 and 7.5 of this Agrément;</li> <li>- Regulation 26A – target fabric energy efficiency rate for new dwellings – the EPS beads can contribute to satisfying this Regulation, see sections 7.3, 7.4 and 7.5 of this Agrément.</li> </ul> <p><b>2 Requirements: The Building (Amendment) Regulations 2014 (Wales) and subsequent amendments</b></p> <ul style="list-style-type: none"> <li>- C2(a) Resistance to moisture – the EPS beads do not absorb water by capillary action and may therefore be used in situations where it bridges the damp proof course (DPC) of the inner and outer leaf. See section 3 of this Agrément;</li> <li>- C2(b) Resistance to moisture - a wall incorporating this CWI can resist rain penetration and satisfy this Requirement. See section 3 of this Agrément and Approved Document C;</li> <li>- C2(c) Resistance to moisture - the EPS beads can contribute to satisfying this Requirement. See section 7.6 of this Agrément;</li> <li>- L1(a)(i) Conservation of fuel and power - the EPS beads can contribute to meeting this Requirement. See sections 7.4 and 7.5 of this Agrément;</li> <li>- Regulation 7 Materials and workmanship – EPS beads are manufactured from suitably safe and durable materials for their application and can be installed to give a satisfactory performance. See section 9 of this Agrément;</li> <li>- Regulation 26 – CO2 emission rates for new buildings – the EPS beads can contribute to satisfying this Regulation, see sections 7.3, 7.4 and 7.5 of this Agrément.</li> <li>- Regulation 26A – target primary energy consumption rate for new buildings (other than dwellings) – the EPS beads can contribute to satisfying this Regulation, see sections 7.3, 7.4 and 7.5 of this Agrément;</li> <li>- Regulation 26B – target fabric performance value for new dwellings – the EPS beads can contribute to satisfying this Regulation, see sections 7.3, 7.4 and 7.5 of this Agrément.</li> </ul>	
<p><b>Version</b> 01</p>	<p><b>Expert Centre Building Envelope</b> Copyright © 2018 Kiwa BDA</p>	<p>Page 9 of 10 pages</p>

<p><b>10 Building Regulations</b> (continued)</p>	<p><b>3 Requirements: The Building Regulations 2004 (Scotland) and subsequent amendments</b></p> <p><b>3.1 Regulations 8 (1)(2) Durability of materials and workmanship</b></p> <ul style="list-style-type: none"> <li>- this CWI is manufactured from acceptable materials and is considered to be adequately resistant to deterioration and wear under normal service conditions, provided they are installed in accordance with the requirements of this Agrément. See section 9 of this Agrément.</li> </ul> <p><b>3.2 Regulation 9 Building Standards – Construction</b></p> <ul style="list-style-type: none"> <li>- 2.6 Fire spread to neighbouring buildings - the material of the System is combustible but may be used in walls of buildings in accordance with the exceptions permitted in this standard with reference to the clauses 2.6.5 (Domestic) and 2.6.6 (Non-Domestic) of the Technical Handbooks;</li> <li>- 3.4 Moisture from the ground - the System can contribute to a construction satisfying this standard with reference to clause 3.4.1 of the Technical Handbooks; the System can be used in situations where it bridges the DPC of the inner and outer leaf. See section 3 of this Agrément;</li> <li>- 3.10 Precipitation - the System will contribute to satisfying this standard with reference to clause 3.10.1 of the Technical Handbook (Domestic) provided it complies with the conditions set out in sections 1.2 and 3 of this Agrément;</li> <li>- 3.15 Condensation - the material of the System will contribute to limiting the risk of surface and interstitial condensation; see section 7.6 of this Agrément;</li> <li>- 6.1(b) Carbon dioxide emissions;</li> <li>- 6.2 Building insulation envelope - the System will contribute to satisfying the requirements of these Standards; see sections 7.4 and 7.5 of this Agrément;</li> <li>- 7.1(a)(b) Statement of sustainability - the material of the System can contribute to satisfying the relevant Requirements of Regulation 9, Standards 1 to 6, and therefore will contribute to a construction meeting a bronze level of sustainability as defined in this Standard; in addition, the System can contribute to a construction meeting a higher level of sustainability as defined in this Standard; see sections 7.4, 7.5 and 7.7 of this Agrément.</li> </ul> <p><b>3.3 Regulation 12 Building Standards-Conversions</b></p> <p>All comments given for the System under Regulation 9 also apply to this Regulation, with reference to clause 0.12 and Schedule 6 of this Standard.</p> <p><b>4 Requirements: The Building Regulations 2012 (Northern Ireland) and subsequent amendments</b></p> <ul style="list-style-type: none"> <li>- 23(a)(i)(iii)(b) Fitness of materials and workmanship – the System uses materials which are considered to be suitably safe and acceptable for use as thermal insulation as described in sections 7 and 9 of this Agrément;</li> <li>- 28 Resistance to moisture and weather - the System can be constructed so as to prevent any harmful effect on the building or the health of the occupants caused by the passage of moisture to any part of the building from (a) the ground and (b) the weather;</li> <li>- 29 Condensation – the System will contribute to limiting the risk of surface and interstitial condensation; see section 7.6 of this Agrément;</li> <li>- 39(a)(i) Conservation measures</li> <li>40(2) Target carbon dioxide emission rate <ul style="list-style-type: none"> <li>- the System will contribute to satisfying the requirements of these Standards; see sections 7.4, 7.5 and 7.7 of this Agrément.</li> </ul> </li> </ul> <p><b>5 Requirements: The Building Regulations (Ireland) 1997 to 2017</b></p> <ul style="list-style-type: none"> <li>- in order to demonstrate compliance with Irish Building Regulations the BDA Agrément® certifies that the System complies with the requirements of a recognized document and indicates it is suitable for its intended purpose and use;</li> <li>- B (B3(3)/B8(3)) Internal fire spread (structure) – the EPS beads do not favour the spread of fire in cavity walls. That risk is limited more by following guidance about cavity barriers, protection of openings and fire-stopping as given in TGDs about Fire Safety;</li> <li>- C4 Resistance to weather and ground moisture – the EPS beads, when installed in accordance with this Agrément, can meet the relevant requirements of TGD Part C4 of the Irish Building Regulations. See also section 3 of this Agrément;</li> <li>- D (D1/D3c) Materials and workmanship – the EPS beads are manufactured from suitably safe and durable materials for the application and can be installed to give a satisfactory performance;</li> <li>- F1 Means of ventilation - the System as assessed can be used for structures that will meet the requirements of this Regulation. See also section 7.7 of this Agrément;</li> <li>- J3 Protection of building - the EPS beads, if used in accordance with this Agrément can meet the requirements of Part J;</li> <li>- L1 Conservation of fuel and energy - masonry and timber framed external walls constructed or refurbished using CWI can be designed and constructed to meet current 'U-value' requirements.</li> </ul>	
<p><b>Version</b> 01</p>	<p><b>Expert Centre Building Envelope</b> Copyright © 2018 Kiwa BDA</p>	<p>Page 10 of 10 pages</p>